

PEUGEOT 2008

PRICES - EQUIPMENT - TECHNICAL SPECIFICATIONS

Version 10.2 - Effective 2nd November 2021
2022 Model Year



PEUGEOT 2008
ESCAPE THE ORDINARY

QUICK LINKS

EXPLORE THE RANGE

FROM ACTIVE PREMIUM TO GT – MODEL DETAILS

PRICING BY MODEL AND ENGINE

REINVENTING THE DRIVING EXPERIENCE

FROM ACTIVE SAFETY BRAKE TO ROAD SIGN RECOGNITION

STATE-OF-THE-ART NAVIGATION AND ENTERTAINMENT

SPORTY & TENACIOUS PERSONALITY

ELECTRIC DRIVING WITHOUT COMPROMISE

OPTIONAL SPECIFICATION PRICING DETAILS

FEATURES AND EQUIPMENT BY MODEL

SOLID, METALLIC AND SPECIAL FINISHES

LEATHER AND TEXTILE TRIM CHOICES

TWO-TONE AND DIAMOND CUT WHEEL CHOICES

TECHNICAL INFORMATION BY ENGINE CHOICE

NO COMPROMISE ON SPACE

TWO LEVELS OF SERVICE PLAN

HELPING TO REDUCE NITROUS OXIDE EMISSIONS

OTR COSTS, WARRANTY AND PEUGEOT ASSISTANCE DETAILS



For further information visit our website at peugeot.co.uk or contact your local PEUGEOT Retailer

PEUGEOT 2008
EXPLORE THE RANGE

STANDARD SPECIFICATION

Safety & Security

- ABS (Anti-lock Braking System) with EBD (Electronic Braking Distribution) and EBA (Emergency Braking Assistance)
- Active Safety Brake (pedestrians)
- Acoustic Vehicle Alerting System (AVAS)
 - generates a sound when travelling at low speed, audible outside the vehicle for pedestrian safety (Electric versions)
- Airbags: Adaptive driver and front passenger airbags (includes passenger airbag deactivation function)
- Airbags: Driver and front passenger side airbag
- Airbags: Front and rear curtain airbags
- Alarm including anti-lift sensor (Thatcham category 1 approved)
- Automatic door locking when moving off
- Automatic hazard light activation upon heavy brake application
- Child locking functionality on rear doors
- Deadlocking
- Electronic code immobiliser
- ESP (Electronic Stability Programme) with Hill Start Assist
- Front optimised safety headrests and rear retractable headrests (x3), height-adjustable
- Front three-point retractable seatbelts, with force limiters
- Front and rear disc brakes
- Gear Shift Indicator (manual version only)
- Headlights left on audible warning
- Isofix child seat fittings (x2) in the second row
- PEUGEOT Connect SOS and Assistance
- Programmable cruise control and speed limiter
- Lane Keeping Assist
- Speed limit recognition and recommendation
- Driver attention warning
- Seatbelt unfastened on the move with audible and visual alert for front and rear seats
- Tyre inflation kit
- Tyre Pressure Monitoring
- Exterior temperature indicator with ice warning
- 7kW monophasic on board charger and a Mode 3 Type 2 6m cable for wallbox charging (Electric versions)



PEUGEOT 2008

EXPLORE THE RANGE

STANDARD SPECIFICATION

Comfort & Convenience

- Electric power steering with reach and rake adjustable steering column
- Front Windscreen - tinted
- Heated and electrically adjustable door mirrors with manual folding
- Low centre console
- High centre console with 2 cup holders (Electric versions)
- Central front armrest with storage compartment (Electric versions)
- Automatic air conditioning with Pollen and Carbon activated filters
- Map pockets on front seat backs
- Manual parking brake
- Electric parking brake (Automatic & Electric versions)
- Multifunction trip computer
- ‘One-touch’ electric front and rear windows with pinch protection
- PEUGEOT i-Cockpit®:
 - Compact steering wheel
 - 7.0" Capacitive colour touchscreen
 - 3.5" Colour Matrix instrument display
- Pre-heating functionality (Electric vesions)
- Push button start
- Rear parking aid
- Tailgate with heated rear windscreen & wiper blade
- Tinted Windows

Exterior Features

- ‘Black Diamond’ door mirror covers
- Body-colour exterior door handles
- Body-colour rear spoiler
- ‘e’ monogram on C-pillar and tailgate (Electric versions)
- Gloss black rear cluster connecting strip
- Model designation badges front and rear
- Radiator grille: Chrome chequered with black upper trim
- Radiator grille: Body-coloured chequered with body-coloured upper trim (Electric versions)

Interior Features

- Dashboard, front and rear door panel finish: Carbon effect
- Rear windscreen wiper triggered automatically in reverse gear
- ‘Piano’ keys: Gloss black plated toggle switches to access main functions of the vehicle
- Seating: –1/3 – 2/3 folding rear seat
- Seating: driver and front passenger comfort seats
- Seating: driver and front passenger seat manual adjustment (longitudinal and back rest angle)
- Seating: driver seat manual height adjustment
- Seating: Tri-material ‘Leorki’ and ‘Rimini’ cloth seat trim with orange double stitch detail
- Leather Steering Wheel

In Car Entertainment

- Bluetooth® telephone facility
- DAB Radio (Digital Audio Broadcasting)
- Mirror Screen®: (Apple CarPlay™ , Android Auto and MirrorLink®)
- Smartphone docking station
- Steering Wheel Controls
- USB Socket (x1) front
- USB Socket (x2) front including 1 USB-C (Electric versions)
- USB Socket (x2) rear (Electric versions)
- Voice recognition (radio, navigation and telephony features)
- 6-Speaker radio, MP3 compatible
- 12 V socket

Lighting & Visibility

- Eco LED headlights with electric height adjustment
- LED daytime running lights: distinctive ‘Tooth’ design
- Rear full LED 3D PEUGEOT signature ‘Claw Effect’ lights (with daylight function)
- Visibility pack:
 - Automatic lights
 - ‘Follow me home’ headlights
 - Automatic windscreen wipers

PEUGEOT 2008

STANDARD EQUIPMENT BY VERSION

For further information visit our website at peugeot.co.uk or contact your local PEUGEOT Retailer

ACTIVE PREMIUM

(Available as Petrol, Diesel and Electric)



Key Specification

EXTERIOR FEATURES

- 16" 'ELBORN' alloy wheels
- 'Black Diamond' Door mirrors

COMFORT & CONVENIENCE

- Automatic air conditioning with Pollen and Carbon activated filters
- Electric, heated and power folding door mirrors
- Electrochrome rear view mirror

INTERIOR FEATURES

- Modular boot floor
- Safety & security
- Active Safety Brake (pedestrians)

LIGHTING & VISIBILITY

- Eco LED headlights with electric height adjustment



16" 'ELBORN' alloy wheels

PEUGEOT 2008

STANDARD EQUIPMENT BY VERSION

For further information visit our website at [peugeot.co.uk](https://www.peugeot.co.uk) or contact your local PEUGEOT Retailer

ALLURE PREMIUM

(Available as Petrol,
Diesel and Electric)



Active Premium Specification +

EXTERIOR FEATURES

- 17" 'SALAMANCA' diamond cut alloy wheels
- Gloss black longitudinal roof rails
- Rear bumper with gloss black finish
- Lower front bumper trim in silver
- Lower door protection with silver inserts

INTERIOR FEATURES

- Interior Features
- Seating: Tri-material 'Cozy' leather effect and 'Isabella' mistral cloth seat trim with mint green double stitch detail

COMFORT & CONVENIENCE

- High centre console with 2 cup holders
- Central front armrest with storage compartment
- Passenger seat height adjustment
- Visio Park 1: 180° Colour Reversing Camera
- Electric parking brake
- Dark tinted rear side and tailgate windows
- PEUGEOT 3D i-Cockpit®: Configurable heads-up instrument panel

IN CAR ENTERTAINMENT

- USB Socket (x2) front including 1 USB-C
- USB Socket (x2) rear

SAFETY & SECURITY

- Active Safety Brake (Night function, cyclists, pedestrians)



17" 'SALAMANCA'
diamond cut alloy wheels



*Additional terms and conditions apply to connected services, including customer acceptance of location sharing prior to activation.

^Subject to subscription – after you have taken delivery of your vehicle, please subscribe on: <https://services-store.peugeot.co.uk>

PEUGEOT 2008

STANDARD EQUIPMENT BY VERSION

For further information visit our website at [peugeot.co.uk](https://www.peugeot.co.uk) or contact your local PEUGEOT Retailer

GT

(Available as
Petrol and Electric)



Allure Premium Specification +

EXTERIOR FEATURES

- GT model designation badging (Petrol versions)
- Radiator grille: Dark chrome chequered and gloss black edge trim (Petrol versions)
- Rear lower bumper gloss black 'diffuser effect' trim
- Exhaust pipe: Chrome
- Diamond Black roof
- Diamond Black rear spoiler

INTERIOR FEATURES

- Seating: Tri-material 'Capy' leather effect and 'Isabella' cloth seat trim with lime green double stitch detail
- Mistral full-grain perforated leather steering wheel with Lime Green stitch detail and satin chrome 'GT' emblem
- Lime green contrast stitching to armrest, front centre console, door panels and dashboard fascia
- 8-colour interior ambient lighting
- Carpet mats
- Aluminium pedals

IN CAR ENTERTAINMENT

- Smartphone charging plate
- 10" Capacitive Colour Touchscreen
- PEUGEOT Connected 3D Navigation, includes 3 year subscription to Connected Navigation Pack services, including Real Time Traffic and Speedcam*^

LIGHTING & VISIBILITY

- Full LED headlights with Smartbeam Assist
- LED daytime running lights: extended '3-Claw' design lighting signature
- LED Front Fog Lights with Cornering Function

SAFETY AND SECURITY

- Blind spot monitoring
- Isofix child seat fittings front passenger seat

COMFORT AND CONVENIENCE

- Frameless Electrochrome rear view mirror
- Heated front seats (Standard on GT, optional on GT Premium)
- Front parking sensors
- Acoustic windscreen

*Additional terms and conditions apply to connected services, including customer acceptance of location sharing prior to activation.

^Subject to subscription – after you have taken delivery of your vehicle, please subscribe on: <https://services-store.peugeot.co.uk>

GT PREMIUM

(Available as Petrol
and Electric)



GT Specification +

EXTERIOR FEATURES

- 18" 'BUND' Diamond Cut Alloy Wheels (Petrol versions)
- 18" 'EVISSA' Diamond Cut Alloy Wheels (Electric versions)

SAFETY & SECURITY

- Adaptive Cruise Control with Stop & Go function and Lane positioning assist

COMFORT & CONVENIENCE

- PEUGEOT Open & Go (keyless entry and push button start)

INTERIOR FEATURES

- Seating: Tri-material black Alcantara® and 'Isabella' cloth seat trim with lime green stitch detail







18" 'BUND'
diamond cut alloy
wheels storm grey
(Petrol versions)



18" 'EVISSA'
diamond cut alloy
wheels black mist
(Electric versions)

PEUGEOT 2008
PRICE LIST

For further information visit our website at peugeot.co.uk or contact your local PEUGEOT Retailer

	Engine	Fuel	RDE2 Compliant	HP	Titre Code (Dialog Description)	CO ₂ g/km	Basic MRRP	Vat (£)	Total MRRP	On The Road Costs	On The Road MRRP	P11D Value (£)	2021/22 BIK %
 ACTIVE PREMIUM	1.2L PureTech 100 S&S 6-speed manual	Petrol	YES	101	1PP1SYLMTKT0A0D0 (2008 ACTP PT100)	123	17,262.50	3,452.50	20,715.00	950.00	21,665.00	21,430.00	28
	1.5L BlueHDI 110 S&S 6-speed manual	Diesel	YES	110	1PP1SYLMMKT0A0D0 (2008 ACTP BHD110)	117	18,595.83	3,719.17	22,315.00	950.00	23,265.00	23,030.00	27
	Electric 50 kWh 136^	Electric	—	136	1PP1SYMESFT0A0D0 (2008 ACTP EV136)	0	27,050.00	5,410.00	32,460.00	770.00	30,730.00***	33,175.00	1
 ALLURE PREMIUM	1.2L PureTech 100 S&S 6-speed manual	Petrol	YES	101	1PP1SYRMTKT0A0D0 (2008 ALLP PT100)	123	18,595.83	3,719.17	22,315.00	950.00	23,265.00	23,030.00	28
	1.2L PureTech 130 S&S 6-speed manual	Petrol	YES	131	1PP1SYRNPKT0A0D0 (2008 ALLP PT130)	125	19,595.83	3,919.17	23,515.00	950.00	24,465.00	24,230.00	29
	1.2L PureTech 130 EAT8 S&S 8-speed Efficient Automatic Transmission	Petrol	YES	131	1PP1SYRNP1T0A0D0 (2008 ALLP PT130A)	134	20,895.83	4,179.17	25,075.00	990.00	26,065.00	25,790.00	30
	1.5L BlueHDI 110 S&S 6-speed manual	Diesel	YES	110	1PP1SYRMMKT0A0D0 (2008 ALLP BHD110)	117	19,929.17	3,985.83	23,915.00	950.00	24,865.00	24,630.00	27
	Electric 50 kWh 136^	Electric	—	136	1PP1SYKESFT0A0D0 (2008 ALLP EV136)	0	28,383.33	5,676.67	34,060.00	770.00	32,330.00***	34,775.00	1
 GT	1.2L PureTech 130 S&S 6-speed manual	Petrol	YES	131	1PP1SYTNPKT0A0D0 (2008 GT PT130)	125	21,554.17	4,310.83	25,865.00	950.00	26,815.00	26,580.00	29
	1.2L PureTech 130 EAT8 S&S 8-speed Efficient Automatic Transmission	Petrol	YES	131	1PP1SYTNP1T0A0D0 (2008 GT PT130A)	135	22,854.17	4,570.83	27,425.00	990.00	28,415.00	28,140.00	31
	Electric 50 kWh 136^	Electric	—	136	1PP1SYUESFT0A0D0 (2008 GT EV136)	0	30,341.67	6,068.33	36,410.00	770.00	37,180.00	37,125.00	1
 GT PREMIUM	1.2L PureTech 130 EAT8 S&S 8-speed Efficient Automatic Transmission	Petrol	YES	131	1PP1SYVNP1T0A0D0 (2008 GTP PT130A)	135	23,854.17	4,770.83	28,625.00	990.00	29,615.00	29,340.00	31
	1.2L PureTech 155 EAT8 S&S 8-speed Efficient Automatic Transmission	Petrol	YES	155	1PP1SYVNP1T0A0D0 (2008 GTP PT155A)	140	24,645.83	4,929.17	29,575.00	990.00	30,565.00	30,290.00	32
	Electric 50 kWh 136^	Electric	—	136	1PP1SYZESFT0A0D0 (2008 GTP EV136)	0	31,341.67	6,268.33	37,610.00	770.00	38,380.00	38,325.00	1

All vehicles are RDE2 compliant

^Electric range up to 206 miles under WLTP’.

CO2 figures, P11D values, BIK% and MRRP pricing shown above are for a standard vehicle without any additional optional equipment. CO2 figures are used to calculate Vehicle Excise Duty (VED) for the first registration of the vehicle and BIK%. The addition of optional extras could increase the certified CO2 emission output. This in turn may affect the amount of VED payable upon registration, and, for company car drivers, the amount of Benefit in Kind (BIK) tax payable.

For further information on CO2 and pricing for vehicles with optional equipment, please visit www.peugeot.co.uk and configure your chosen vehicle with your preferred options.

Figures shown are for comparison purposes and should only be compared to the fuel consumption, electric range and CO2 values of other cars tested to the same technical standard.

The fuel consumption or electric range achieved, and CO2 produced (where applicable), in real world conditions will depend upon a number of factors including, but not limited to: the accessories fitted (pre and post registration); the starting charge of the battery (electric only); variations in weather; driving styles and vehicle load. The WLTP (Worldwide Harmonised Light Vehicles Test Procedure) is used to measure fuel consumption, electric range and CO2 figures.’On the Road’ MRRP includes registration plates and delivery to retailer (including VAT), 12 months’ Vehicle Excise Duty and new vehicle registration fee of £55. Excludes fuel and insurance.

*** Prices include Plug-In Car Grant (PICG) from government of £2,500.

All information and prices correct at time of publication, but are subject to change at any time without prior notice (which may occur as a result of matters including, but not limited to, any changes in legislation and/or any changes by the government).

PEUGEOT 2008

REINVENTING THE DRIVING EXPERIENCE

PEUGEOT i-Cockpit®

The PEUGEOT i-Cockpit® philosophy centres around a driving environment that puts you in control, allowing a greater connection to the road. For PEUGEOT 2008, the PEUGEOT i-Cockpit® brings driving resolutely into a new age. The PEUGEOT i-Cockpit®, comprises of the following key features:



Choose your ambient lighting:

- Green
- Teal
- Blue
- White
- Cream
- Orange
- Red
- Pink

Configurable 3D head-up digital instrument panel

Standard from Allure Premium trim level, the PEUGEOT 2008 3D i-Cockpit® cluster is a unique system that projects all the information on different layers giving you outstanding 3D effect. It can be fully customised to suit the driver's needs. As the panel is positioned higher, it is closer to the road and is more within the driver's field of vision. This can increase safety when compared to a conventional setup where the dials sit within the wheel, further from the road.




The digital speedometer

The crisp and colourful graphics within the instrument panel can be adapted to give a variety of display modes including:

- **'Dials'** mode: a classic view to replicate the analogue set-up of most modern cars
- **'Navigation'** mode: turns the dials on their sides to a 'roller' format, 3D navigation with instructions fill the centre of the display
- **'Driving'** mode: with 'roller' format dials and driver assistance information including Lane Keeping Assistance (LKA) and Adaptive Cruise Control with Stop & Go (ACC Stop)

In addition to the above, two 'Personal' modes can also be configured to allow the driver to see the exact information they require, for optimum comfort.



The 2008 display modes



Personalised ambient lighting

8-colour personalisable ambient lighting (standard from GT)

Live the power of choice in the PEUGEOT 2008 thanks to the personalisable ambient lighting. 8 colours are available to make sure that whatever your mood is, the 2008 matches it perfectly. For example, you can select the red ambient lighting for a more dynamic experience, or blue for a more serene experience.

PEUGEOT 2008

REINVENTING THE DRIVING EXPERIENCE

PEUGEOT i-Cockpit®

Compact multi-function steering wheel

Compact dimensions coupled with a re-designed shape enhance every journey in PEUGEOT 2008. Out on the road the compact dimensions increase the visibility of the car’s instruments whilst in the corners it provides heightened responses and improved agility.



When it comes to round town or navigating car parks its compact dimensions make light work of wheel winding to manoeuvre into a space. In terms of finish all models are trimmed with Mistral full-grain leather with stitch detail. GT and GT Premium models benefit further from Lime Green stitching, perforation detail and a satin chrome ‘GT’ designation badge.



7.0" high definition (HD) capacitive colour touchscreen (standard)

With crystal clear graphics, the 7.0" capacitive colour touchscreen houses several key technological features of the PEUGEOT 2008. Capacitive technology helps to give Smartphone levels of responsiveness whilst multi-touch technology brings greater levels of functionality. In keeping with the PEUGEOT 3D i-Cockpit® theme, the touchscreen is angled towards the driver.

The touchscreen features easy access buttons on each side as well as stylish ‘piano’ key toggle switches on the centre console to use the wealth of functionality available:

- Climate control
- DAB Radio (Digital Audio Broadcasting)
- Mirror Screen®: with Apple CarPlay™ and Android Auto connectivity
- PEUGEOT Connected 3D Navigation, includes 3 year subscription to Connected Navigation Pack services, including Real Time Traffic and Speedcam*^ (standard from GT)

*Additional terms and conditions apply to connected services, including customer acceptance of location sharing prior to activation.

For further information visit our website at peugeot.co.uk or contact your local PEUGEOT Retailer



10.0" high definition (HD) capacitive colour touchscreen (standard from GT)

The 10" touchscreen gives you a wider panoramic view and integrates directly the climate controls on each side. A second row of ‘piano’ key toggle buttons also features in the centre console to make sure you can access as quickly as possible all the functionality of the PEUGEOT 2008.



Piano key toggle switches

Electric Impulse Automatic Gearbox Control (standard on auto versions)

Linked to the Efficient 0-Speed Automatic Transmission (EAT8) with Quickshift Technology. This stylish gearbox control with its ergonomic design complements the PEUGEOT i-Cockpit®. Trimmed with full-grain leather, satin chrome and piano black materials, this compact gearbox control even helps to free up space within the cabin.

Operation is intuitive and smooth, and for the more exuberant driver a manual driving mode is also available with changes performed seamlessly via the steering column mounted paddles.



Electric Impulse Automatic Gearbox Control

PEUGEOT 2008

REINVENTING THE DRIVING EXPERIENCE

SAFETY TECHNOLOGY



Active Safety Brake System

Blind Spot Monitoring (standard from GT)

Using lateral ultrasound sensors to cover areas out of your field of vision along with the windscreen mounted camera, an LED illuminates in either side door mirror to alert to the presence of a car, lorry, motorbike or bicycle in your blind spot. The system works when overtaking a slower vehicle or when overtaken by a faster vehicle.



Blind Spot Monitoring

Active Safety Brake System (standard on all versions)

An intelligent autonomous braking system designed to avoid a collision or limit its severity by reducing the vehicle’s speed. The system is triggered if the driver does not react quickly enough, by activating the vehicle’s brakes. Using a bumper mounted radar and multifunction camera located at the top of the windscreen able to detect obstructions on the road. The system works in the following ways, both day and night:

- Between 0 and 18mph, collision avoidance for fixed and moving obstacles and pedestrians
- Beyond 18mph limiting the severity of an impact by reducing the vehicles speed by at least 12mph before impact

Distance Alert System (standard on all versions)

Working in conjunction with the Automatic Emergency Braking System, the distance alert function warns the driver if the vehicle risks a collision with the vehicle in front or a pedestrian in the road. Two levels of warning are available, the first ‘Amber’ warning provides a visual alert to the potential risk. In a more a severe instance a ‘Red’ visual and audible alert indicate a collision is imminent and driver action is required, failure to act triggers the Automatic Emergency Braking System.

For further information visit our website at peugeot.co.uk or contact your local PEUGEOT Retailer

PEUGEOT Connect SOS & Assistance (standard on all versions)

A vehicle locating communication unit, this feature can be used manually (dedicated SOS button on the console) or automatically (if pyrotechnic devices are deployed). It locates the vehicle precisely and triggers the sending of the appropriate emergency services for a rapid response.

PEUGEOT are the pioneers of this technology and since launching in 2003 PEUGEOT Connect SOS & Assistance has assisted over 7,000 individuals. The system is subscription free with no additional charges and uses a GPS module and SIM card (built in to the system).



Adaptive Cruise Control

Adaptive Cruise Control with Stop and Go (ACC Stop and Go) (standard on GT Premium)

Cruise control as you know it, will never be the same again with PEUGEOT 2008. Controlled via a radar mounted at the front of the vehicle, the ACC Stop and Go system provides two key functions:

- Automatic maintenance of the vehicles speed, at the value set by the driver
- Automatic maintenance of a set distance between PEUGEOT 2008 and the vehicle in front, slowing the vehicle to a stop if required and then moving off automatically when conditions allow

The system detects a vehicle driving in front in the same direction and can automatically adapt the vehicle’s speed to that of the vehicle in front. This occurs using engine braking and the braking system (in which case the brake lights are lit) to maintain a constant distance.

When activated, ACC Stop and Go also incorporates Lane Positioning Assist , to position the car centrally within its lane, particularly useful for motorway driving.

ACC 30 can be added as an option to Allure Premium and GT with manual gearboxes, this incorporates the distance and braking capabilities of ACC Stop and Go but does not slow the vehicle to a stop.

ACC 30 can reduce speeds to a minimum of 18 mph (30 km/h), to prevent the vehicle from stalling.

PEUGEOT 2008

REINVENTING THE DRIVING EXPERIENCE

SAFETY TECHNOLOGY



Lane Keeping Technologies

Via a windscreen mounted camera PEUGEOT 2008 offers the following lane keeping technologies:

Active Lane Keeping Assistance (LKA) + Road Edge Detection

(standard on all versions)

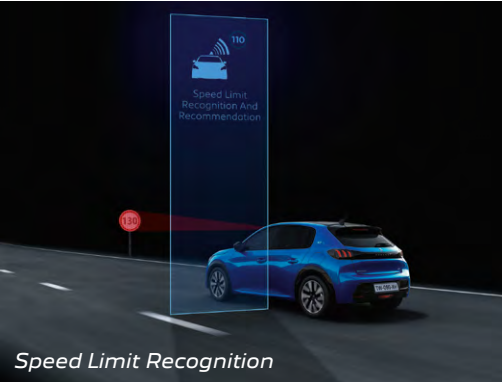
A system that monitors longitudinal lane markings on the ground. If a deviation is detected across a lane marking, you are alerted by a flashing indicator on the digital instrument panel in the cabin.

In addition as soon as the system identifies a risk of accidentally crossing one of the marking lines detected on the ground, the steering is gradually corrected to keep the vehicle in lane, at speeds of over 40mph. For further peace of mind, road edge detection is also included to reduce the likelihood of the vehicle leaving the road in an accident.

Lane Positioning Assist

(standard on GT Premium)

Linked to Adaptive Cruise Control with Stop and Go function, this intelligent system positions the car centrally with the middle of a lane, applying left and right trajectory corrections accordingly.



Speed Limit Recognition

Speed Limit Recognition and Recommendation

(standard on all versions)

Using the windscreen mounted camera, PEUGEOT 2008 features speed limit sign recognition, leaving you in no doubt over the speed limit. Upon detecting a speed limit sign this information is read by the camera and displayed in colour on the head-up digital instrument panel.

In addition the driver also has the option to adapt their speed to the speed limit on the particular road via the vehicles cruise control stalk. The vehicle will then adjust its speed accordingly.

Road Sign Recognition and Recommendation

(standard on all versions)

In addition to speed limit recognition, 2008 can also read and interpret various road signs, including 'Stop', 'One Way' and 'No Overtaking'. These are then relayed through the head-up digital instrument panel, in plain view of the drivers line of sight, reducing the chance of a road instruction being missed.



Driver Attention Alert

Driver Attention Alert

To help keep you alert behind the wheel, PEUGEOT 2008 features a two stage driver alert system for added safety on the road, comprising:

Driver Attention Alert 3 (DAA3):

(standard from Allure Premium onwards)

Controlled by a camera at the top of the windscreen designed to analyse the vehicles trajectory, this active system evaluates the vigilance of the driver at speeds of over 40mph.

By identifying deviations relative to the road markings, PEUGEOT 2008 is able to determine whether the vehicle's behaviour reflects a certain degree of driver drowsiness or inattention. If it is felt that the driver needs to take better care on the road a visual and audible alert will occur. If more than three instances occur, the driver will be advised to take a break.

For further information visit our website at peugeot.co.uk or contact your local PEUGEOT Retailer



Smartbeam Assistance

PEUGEOT Smartbeam Assistance

(standard on GT and GT Premium)

PEUGEOT Smartbeam Assistance gives you one less thing to think about when driving at night. Controlled via a windscreen mounted camera, the system continuously analyses driving conditions, for instance the proximity of other vehicles.

PEUGEOT Smartbeam Assistance automatically switches headlights to full beam when conditions allow, allowing you to tap into the full potential of the full LED headlights.

PEUGEOT 2008
REINVENTING THE DRIVING EXPERIENCE

INNOVATIVE TECHNOLOGY

For further information visit our website at peugeot.co.uk or contact your local PEUGEOT Retailer



Smartphone Charging Plate
(standard on GT & GT Premium)

Through the use of inductive charging technology a compatible device can be charged wirelessly whilst on the move. Operation is simple: just place your compatible smartphone on the charging area, once detected, battery charging begins. The device must be Qi-compatible, the very latest smartphones from iPhone, Google, HTC, LG, Microsoft, Motorola, Samsung and Sony feature this technology built in with no additional add-on required.

For more information on this technology please visit the Qi website.



Mirror Screen® (standard on all versions)

Allows the mirroring of a compatible smartphone screen to access the key functionality on the handset. Once paired, functions are displayed on the 7.0" and 10.0" capacitive colour touchscreen systems. System features vary by provider/phone and can include navigation, text display, text reading, media functionality voice control. Mirror Screen® uses the following systems:

- **Apple CarPlay™**
- **Android Auto**

*For further information on Apple CarPlay™ and smartphone compatibility please visit: www.apple.com/ios/carplay/

For information on Android Auto and smartphone compatibility please visit: www.android.com/auto/



Panoramic Opening 'Spoiler' Sunroof
(Optional on GT and GT Premium)

Enjoy the outside world with PEUGEOT 2008 panoramic opening sunroof. Bathing the cabin in natural light, the panoramic glass roof enhances the appearance of the PEUGEOT 2008.

A manual blind is also included.

PEUGEOT 2008

REINVENTING THE DRIVING EXPERIENCE

For further information visit our website at [peugeot.co.uk](https://www.peugeot.co.uk) or contact your local PEUGEOT Retailer

INNOVATIVE TECHNOLOGY



In addition to the rear parking sensors (Standard across the range), the PEUGEOT 2008 features the following driving assistance:

Visio Park 1 (standard from Allure Premium)

In addition to rear parking sensors, the rear camera offers a variety of views including rear 'Grid' view, '180°' view, useful for reversing out of spaces and an 'Overhead' view making it easier when reversing near obstacles.

Semi-Automatic Park Assist (optional on GT & GT Premium)

In addition to Visio Park 1, this includes semi-automated parking assistance, taking care of steering for parallel and bay parking.

PEUGEOT Connected 3D Navigation* (standard from GT)

Linked to either the 7.0" or 10.0" high definition (HD) capacitive colour touchscreen, the system includes European mapping, 3D city mapping and voice recognition (for radio, navigation and telephone functions).

The system also includes a 3 year subscription^ to Connected Navigation Pack services, including Real Time Traffic and Speedcam*. Key features are:

- **Real Time Traffic & Speedcam** Real-time updates on traffic conditions (traffic jams, road works, suggested alternative routes and Speed Camera / Danger Zone warning)
- **Local Weather** Displays forecasted weather conditions along the route
- **Fuel Stations** Displays nearby fuel stations and pricing
- **Local search** Access address and contact detail information for a point of interest

*Additional terms and conditions apply to connected services, including customer acceptance of location sharing prior to activation.

^Subject to subscription – after you have taken delivery of your vehicle, please subscribe on: <https://services-store.peugeot.co.uk>



PEUGEOT 2008

A MODERN AND BOLD VISION

EXTERIOR STYLE

For further information visit our website at peugeot.co.uk or contact your local PEUGEOT Retailer



Front

With a striking exterior design, PEUGEOT 2008 does not fail to make its presence known.

At the front, bold details are everywhere to be seen. The sharp headlights, fitted with Eco LED or full LED technology (from GT) echo the striking bodywork design. The commanding vertical LED daytime running lights that frame the front of the car with beautiful symmetry, take inspiration from the PEUGEOT Instinct concept car. Adding further to the design, full LED headlights come with the distinctive 3-claw design.

Three prominent front grille designs are available according to version, chrome facets (from Active Premium level), dark chrome chequered (from GT) and colour-coded chequered (Electric versions).



Profile

In profile the silhouette of 2008 comes to life, and striking details include:

- Gloss black diamond door mirror covers (standard)
- Gloss black diamond roof (from GT) presenting a sporty bi-tone effect
- Dark tinted rear side and tailgate windows (from Allure Premium) complete with gloss black window surround (from GT)
- Alloy wheels (depending on version) range from 16" to 18", including intricate diamond cut and tinted varnish detailing. The sporty SUV style is reinforced by the black wheel arch extensions that are standard across the range.

Rear

- LED Rear lighting including 'always on' 'Claw Effect' light design, LED indicators and twin reversing lights
- Gloss black rear cluster connecting strip incorporating the PEUGEOT lettering, framed by the rear light clusters, further enhances the distinctive rear design
- On Petrol versions, a prominent chrome exhaust is standard on GT 1.2L PureTech 130 S&S 6-Speed Manual. A stylish twin chrome exhaust system (as shown) is standard on all trims featuring the 1.2L PureTech 130 S&S EAT8 and 1.2L PureTech 155 S&S EAT8 engines.
- Rear bumper diffuser trim finished in gloss black (from Allure Premium) adds further to the sports design.

PEUGEOT 2008

A MODERN AND BOLD VISION

For further information visit our website at peugeot.co.uk or contact your local PEUGEOT Retailer

EXTERIOR STYLE: LED TECHNOLOGY & BADGING



Badging

The sculpted bonnet is headed by the '2008' inscription, taking inspiration directly from the iconic PEUGEOT 504 & 504 Coupé.

The Lion is finished in chrome with brushed aluminium.



Full LED Headlights (Standard from GT)

Full LED Headlights: Light Emitting Diode (LED) technology remains a rare feature in the car industry, with PEUGEOT 2008 however this is not the case. Full LED headlights feature from GT, allowing you to enjoy the following benefits:

- LED technology consumes considerably less energy to produce light, 50% less than halogen and 35% less than xenon technologies
- LED technology offers a whiter light for improved visibility at night, the light is also more similar to daylight, leading to reduced driver eye fatigue, improving safety
- LED technology requires no warm up time with instantaneous lighting response when compared to conventional halogen technologies
- LED technology will last for the life of the car, compared to halogen technology with much shorter life expectancy
- LED technology offers a very striking visual signature that perfectly complements the sharp exterior design

In addition, LED lighting technology is also used for both braking and indicating functions.



PEUGEOT 2008

FULL ELECTRIC WITHOUT COMPROMISE

LIVE THE POWER OF CHOICE

The PEUGEOT 2008 is not only available with a choice of petrol or diesel powertrains but is also available as an 100% electric vehicle.

The PEUGEOT e-2008 features the following key elements:

TECHNICAL

Electric 50 kWh 136hp motor
The PEUGEOT e-2008 offers a lively and stimulating drive thanks to its 100% electric powertrain. You benefit from immediate reactivity with 260Nm of torque from 0mph. The silent engine offers a serene* drive without vibration.

e-CMP platform

The new e-CMP platform has been developed to incorporate a high voltage battery whilst preserving space on board and boot volume. Particular attention was given to weight reduction and balance to make sure the driving experience in the PEUGEOT 2008 is as rewarding as possible.

Range

Up to 206 miles WLTP

Charging flexibility with 3 modes available:

Domestic (AC): 10A /3kWh from a regular socket, full charge in 24 hours (accessory cable needed).

Fast (AC) 32A / 7kWh from a Wall Box, full charge in 7.5 hours.

Rapid (DC) 100kWh from a dedicated public terminal, 80% charged in 30 minutes.

USAGE

3 driving modes

In the PEUGEOT e-2008 you will be able to chose between 3 driving modes:

- Sport: priority given to performance (0-60 in 8.5s)
- Normal: daily usage
- Eco: priority given to range

2 braking modes

The PEUGEOT e-2008 also benefits from 2 braking modes that helps you make the best of your range:

- Moderate: sensation similar to an ICE engine
- Increased: deceleration controlled with accelerator pedal

Specific animations

The PEUGEOT e-2008 features specific technological animations and menus on the touchscreen so that you can access easily all the information needed.

*Take care when driving as other road users may not be accustomed to electric vehicles. PEUGEOT e-2008 SUV is fitted with an acoustic vehicle alerting system operating at speeds up to 18 mph.



PEUGEOT 2008

ELECTRIC WITHOUT COMPROMISE

EV SERVICES & STYLING

For further information visit our website at peugeot.co.uk or contact your local PEUGEOT Retailer



EXTERIOR STYLING

The PEUGEOT e-2008 comes with distinctive and exclusive touches, including a body coloured chequered front grille with gloss black edge trim.

In addition, ‘e’ monograms feature on the front wings and tailgate

MYPEUGEOT® APPLICATION

- Charge management: Control, plan, launch and check the vehicle’s charge remotely
- Climate preset: Remotely plan and control the heating or air conditioning in the interior of your car
- e-Coaching: Consumption logs and statistics

Home charging

The PEUGEOT e-2008 comes with a Mode 3, Type 2, 6m cable as standard, which will charge the vehicle in 7.5 hours on a 7kW charging point. We recommend installing a wallbox at home and PEUGEOT will refer you to their specialist charging partner, who are fully approved for the £350 (or 75%) homecharge grant from government.

Charging Pass

PEUGEOT will provide access to certain UK public charging points through a free subscription for an introductory period.







*Additional terms and conditions apply to connected services, including customer acceptance of location sharing prior to activation, additional costs may apply.

PEUGEOT 2008

CHOOSE YOUR OPTIONS (1/3)

For further information visit our website at peugeot.co.uk or contact your local PEUGEOT Retailer

KEY: ● STANDARD ○ OPTIONAL — UNAVAILABLE





	OPTION CODE	 ACTIVE PREMIUM	 ALLURE PREMIUM	 GT	 GT PREMIUM	Basic RRP £ Excluding VAT	VAT @ 20%	Total RRP £ Including VAT
PAINT								
Metallic Paint - Orange Fusion (M02S)	—	●	●	●	●	0.00	0.00	0.00
Metallic Paint - Cumulus Grey (M0F4), Nimbus Grey (M0VL) (Petrol/Diesel versions), Nera Black (M09V)	—	○	○	○	○	479.17	95.83	575.00
Pearlescent paint - Pearl White (M6N9)	—	○	○	○	○	604.17	120.83	725.00
Special Paint - Vertigo Blue (M6SM), Elixir Red (M5VH)	—	○	○	○	○	604.17	120.83	725.00
Solid Paint - Bianca White (P0WP) (Petrol / Diesel versions)	—	○	○	—	—	250.00	50.00	300.00
SAFETY AND SECURITY								
Drive Assist Pack: Adaptive Cruise Control 30 (Manual versions)	ZVCB	—	○	○	●	250.00	50.00	300.00
Drive Assist Pack Plus: Adaptive Cruise Control with Stop and Go (Electric & Auto versions) + Lane Positioning Assist	ZVCC	—	○	○	●	250.00	50.00	300.00
Advanced Grip Control® (no change to alloy wheel size), includes 17" Goodyear Class A 3PMSF all season tyres	UF02	—	○	○	—	583.33	116.67	700.00
16" Space Saver Spare Wheel Preparation, retains Puncture Repair & Tyre Inflation Kit (Petrol/Diesel only, not available in conjunction with FOCAL® Premium HiFi speaker system) ++ when also ordering 18" 'EVISSA' Diamond cut 'Black Mist' Alloy Wheel Upgrade	—	○ ZHPU	○ ZHPV	○ ZHPV	○ ZHPW / ZHPX++	16.67	3.33	20.00
16" Space Saver Spare Wheel - PEUGEOT Retailer supplied accessory (Petrol/Diesel only, not available in conjunction with FOCAL® Premium HiFi speaker system). 16" Space Saver Spare Wheel Preparation must be ordered to enable fitment.	RETAILER ACCESSORY	○	○	○	○	137.50	27.5	165.00
COMFORT AND CONVENIENCE								
Visio Park 1: 180° Colour Reversing Camera	WY38	○	●	●	●	166.67	33.33	200.00
Semi-Automatic Parking Assistance	WY45	—	—	○	○	208.33	41.67	250.00
PEUGEOT Open & Go	YD07	—	○	○	●	291.67	58.33	350.00
11 kW triphase On board charger (Electric versions)	LZ04	○	○	○	○	250.00	50.00	300.00

PEUGEOT 2008

CHOOSE YOUR OPTIONS (2/3)

For further information visit our website at [peugeot.co.uk](https://www.peugeot.co.uk) or contact your local PEUGEOT Retailer

KEY: ● STANDARD ○ OPTIONAL — UNAVAILABLE

	OPTION CODE	 ACTIVE PREMIUM	 ALLURE PREMIUM	 GT	 GT PREMIUM	Basic RRP £ Excluding VAT	VAT @ 20%	Total RRP £ Including VAT
INTERIOR FEATURES								
Seating: Nappa full grain leather seat trim with 'Tramontane' grey double stitch detail, Driver seat multi-way electric adjustment (includes electric lumbar adjustment), Driver seat multi-point massage function (not available on Electric versions)	4HFX	—	—	○	—	1,250.00	250.00	1,500.00
Seating: Nappa full grain leather seat trim with 'Tramontane' grey double stitch detail, Heated Front Driver & Passenger Seats, multi-way electric adjustment (includes electric lumbar adjustment), Driver seat multi-point massage function (not available on Electric versions)	4HFX	—	—	—	○	1000.00	200.00	1,200.00
Heated Front Driver & Passenger Seats	NA01	—	○	●	○	166.67	33.33	200.00
IN CAR ENTERTAINMENT								
7.0" Capacitive Colour Touchscreen with PEUGEOT Connected 3D Navigation, includes 3 yearsubscription to Connected Navigation Pack services, including Real Time Traffic and Speedcam*^	ZJ26	○* (Petrol/Diesel)	—	—	—	541.67	108.33	650.00
7.0" Capacitive Colour Touchscreen with PEUGEOT Connected 3D Navigation, includes 3 year subscription to Connected Navigation Pack services, including Real Time Traffic and Speedcam*^	ZJ28	○* (Electric)	—	—	—	541.67	108.33	650.00
10.0" Capacitive Colour Touchscreen with PEUGEOT Connected 3D Navigation, includes 3 year subscription to Connected Navigation Pack services, including Real Time Traffic and Speedcam*^	ZJ17	—	○*	●	●	791.67	158.33	950.00
Smartphone charging plate	E301	—	—	●	●	100.00	20.00	120.00
FOCAL® Premium HiFi speaker system (Petrol versions only) (++) when also ordering 18" 'EVISSA' Diamond cut 'Black Mist' Alloy Wheel Upgrade)	—	—	—	○ ZHQ3	○ ZHQ4 / ZHQ6++	491.67	98.33	590.00

*Data connection automatic via PEUGEOT Connect SOS & Assistance system. Additional terms and conditions apply to connected services, including customer acceptance of location sharing prior to activation.





^Subject to subscription – after you have taken delivery of your vehicle, please subscribe on: <https://services-store.peugeot.co.uk>

PEUGEOT 2008

CHOOSE YOUR OPTIONS (3/3)

For further information visit our website at peugeot.co.uk or contact your local PEUGEOT Retailer

KEY: ● STANDARD ○ OPTIONAL — UNAVAILABLE





KEY: <div><div></div> STANDARD</div> <div><div></div> OPTIONAL</div> <div><div></div> UNAVAILABLE</div>				OPTION CODE	 ACTIVE PREMIUM	 ALLURE PREMIUM	 GT	 GT PREMIUM	Basic RRP £ Excluding VAT	VAT @ 20%	Total RRP £ Including VAT	
CONNECTED 3D NAVIGATION SUBSCRIPTIONS												
TomTom® Live services subscription – 3 years*^				SUBSCRIPTION	<div></div> *	<div></div> *	<div></div>	<div></div>	0.00	0.00	0.00	
TomTom® Live services subscription – 1 year extension (4 years total)*^					<div></div> *	<div></div> *	<div></div>	<div></div>	45.83	9.17	55.00	
TomTom® Live services subscription – 3 year extension (6 years total)*^					<div></div> *	<div></div> *	<div></div>	<div></div>	104.17	20.83	125.00	
SpeedCam / Danger Zones subscription – 3 years*^					<div></div> *	<div></div> *	<div></div>	<div></div>	0.00	0.00	0.00	
EXTERIOR FEATURES												
18" 'EVISSA' Diamond Cut 'Black Mist' Alloy Wheel Upgrade (++ when also ordering FOCAL® Premium HiFi speaker system) – Petrol versions				<div></div>	<div></div>	<div></div>	<div></div>	<div></div>	ZHKP / ZHQ6++	166.67	33.33	200.00
LED Front Fog Lights with Remote Cornering Function				PR04	<div></div>	<div></div>	<div></div>	<div></div>	<div></div>	166.67	33.33	200.00
Gloss Black Longitudinal Roof Rails				PQ02	<div></div>	<div></div>	<div></div>	<div></div>	<div></div>	166.67	33.33	200.00
Panoramic opening glass spoiler sunroof with manual blind				TC07	<div></div>	<div></div>	<div></div>	<div></div>	<div></div>	625.00	125.00	750.00
Tow bar (excluding e-2008) Detachable swan neck tow bar, includes specific engine cooling and ESP system for towing and 3 pin electrical plug				AQ05	<div></div>	<div></div>	<div></div>	<div></div>	<div></div>	458.33	91.67	550.00





*Data connection automatic via PEUGEOT Connect SOS & Assistance system. Additional terms and conditions apply to connected services, including customer acceptance of location sharing prior to activation.

^Subject to subscription – after you have taken delivery of your vehicle, please subscribe on: <https://services-store.peugeot.co.uk>

PEUGEOT 2008
EQUIPMENT (1/5)





For further information visit our website at peugeot.co.uk or contact your local PEUGEOT Retailer

	<div>KEY:</div> <div>● STANDARD</div> <div>○ OPTIONAL</div> <div>— UNAVAILABLE</div>			
				
	ACTIVE PREMIUM	ALLURE PREMIUM	GT	GT PREMIUM
SAFETY AND SECURITY				
ABS (Anti-lock Braking System) with EBD (Electronic Braking Distribution) and EBA (Emergency Braking Assistance)	●	●	●	●
Airbags: Adaptive driver and front passenger airbags (includes passenger airbag deactivation function)	●	●	●	●
Airbags: Driver and front passenger side airbag	●	●	●	●
Airbags: Front and rear curtain airbags	●	●	●	●
Alarm (Thatcham category 1 approved)	●	●	●	●
Automatic door locking when moving off	●	●	●	●
Automatic hazard light activation upon heavy brake application	●	●	●	●
Child locking functionality on rear doors	●	●	●	●
Deadlocking	●	●	●	●
Electronic code immobiliser	●	●	●	●
ESP (Electronic Stability Programme) with Hill Start Assist	●	●	●	●
Advanced Grip Control®	—	○	○	—
Front optimised safety headrests and rear retractable headrests (x3), height-adjustable.	●	●	●	●
Front and rear three-point retractable seatbelts, with force limiters	●	●	●	●
Front and rear disc brakes	●	●	●	●
Gear Shift Indicator (manual version only)	●	●	●	—
Headlights left on audible warning	●	●	●	●

	<div>KEY:</div> <div>● STANDARD</div> <div>○ OPTIONAL</div> <div>— UNAVAILABLE</div>			
				
	ACTIVE PREMIUM	ALLURE PREMIUM	GT	GT PREMIUM
Isofix child seat fittings (x2) in the second row	●	●	●	●
Isofix child seat fittings - passenger seat	—	—	●	●
PEUGEOT Connect SOS and Assistance	●	●	●	●
Programmable cruise control and speed limiter	●	●	●	●
Drive Assist Pack: Adaptive cruise control (manual gearbox)	—	○	○	●
Drive Assist Pack Plus: Adaptive cruise control with Stop & Go function, Lane positioning assist (electric & automatic)	—	○	○	●
Lane Keeping Assist	●	●	●	●
Speed limit recognition and recommendation	●	●	●	●
Active Safety Brake (pedestrians)	●	—	—	—
Active Safety Brake (Night function, cyclists, pedestrians)	—	●	●	●
Blind spot monitoring	—	—	●	●
Driver attention warning	●	●	●	●
Seatbelt unfastened on the move audible and visual alert for front and rear seats	●	●	●	●
Space saver spare wheel preparation	○	○	○	○
Tyre Inflation Kit	●	●	●	●
Tyre Pressure Monitoring	●	●	●	●
Exterior temperature indicator with ice warning	●	●	●	●





PEUGEOT 2008
EQUIPMENT (2/5)

- KEY:
- STANDARD
 - OPTIONAL
 - UNAVAILABLE

				
	ACTIVE PREMIUM	ALLURE PREMIUM	GT	GT PREMIUM
COMFORT AND CONVENIENCE				
Acoustic Windscreen	—	—	●	●
Automatic air conditioning with Pollen Filter & Carbon Active Filter	●	●	●	●
Pre-heating functionality (Electric versions)	●	●	●	●
Low centre console	●	—	—	—
High centre console	●*	●	●	●
Central front armrest with storage compartment	●*	●	●	●
Electric, heated and power folding door mirrors	●	●	●	●
Electrochrome rear view mirror	●	●	—	—
Frameless Electrochrome rear view mirror	—	—	●	●
Manual parking brake	●	—	—	—
Electric parking brake	●*	●	●	●
7 kW monophase On board charger (Electric versions)	●	●	●	●
Mode 3 type 2 cable for Wallbox charging (Electric versions)	●	●	●	●
Electric power steering with reach and rake adjustable steering column	●	●	●	●
Automatic Front windscreen wipers	●	●	●	●
Multifunction trip computer	●	●	●	●
'One-touch' electric front windows with pinch protection	●	●	●	●





*Excluding Manual versions.

For further information visit our website at [peugeot.co.uk](https://www.peugeot.co.uk) or contact your local PEUGEOT Retailer





				
	ACTIVE PREMIUM	ALLURE PREMIUM	GT	GT PREMIUM
'One-touch' electric rear windows with pinch protection	●	●	●	●
Parking sensors - rear	●	●	●	●
Parking sensors - front	—	—	●	●
Visio Park 1: 180° Colour Reversing Camera	○	●	●	●
Semi Auto Park Assist	—	—	○	○
PEUGEOT i-Cockpit®: compact steering wheel	●	●	●	●
PEUGEOT i-Cockpit®: 7.0" capacitive colour touchscreen	●	●	—	—
PEUGEOT i-Cockpit®: 10" capacitive colour touchscreen	—	○	●	●
PEUGEOT i-Cockpit® with 3.5" instrument panel display	●	—	—	—
PEUGEOT 3D i-Cockpit®: Configurable 3D head-up instrument panel	—	●	●	●
Push button start	●	●	●	—
PEUGEOT Open & Go (Keyless entry and push button start)	—	○	○	●
Tailgate with heated rear windscreen & wiper blade	●	●	●	●
Rear windscreen wiper triggered automatically in reverse gear	●	●	●	●
Tinted rear side and tailgate windows	●	—	—	—
Dark tinted rear side and tailgate windows	—	●	●	●

PEUGEOT 2008
EQUIPMENT (3/5)

- KEY:
- STANDARD
 - OPTIONAL
 - UNAVAILABLE

				
	ACTIVE PREMIUM	ALLURE PREMIUM	GT	GT PREMIUM
INTERIOR FEATURES				
Orange contrast stitching to front centre console, door panels and dashboard facia	●	—	—	—
Mint Green contrast stitching to front centre console, door panels and dashboard facia	—	●	—	—
Lime green contrast stitching to front centre console, door panels and dashboard facia	—	—	●	●
8-colour personalisable ambient lighting	—	—	●	●
Dashboard, front and rear door panel finish: Carbon effect	●	●	●	●
Front and rear carpet mats in black with lime green stitch detail (Petrol versions)	—	—	●	●
Front and rear carpet mats in black with specific detailing (Electric versions)	—	—	●	●
Gear Lever Top - manual in full grain leather	—	●	●	●
Front interior light with reading spotlights (x2)	●	—	—	—
Front LED interior light with reading spotlights (x2) and rear LED interior light with timer	—	●	●	●
Leather steering wheel	●	●	—	—
Mistral full-grain perforated leather steering wheel with Lime Green stitch detail and satin chrome 'GT' emblem	—	—	●	●
Pedals: aluminium	—	—	●	●
Stainless steel door sill scuff plates	—	—	●	●
Piano' keys: Gloss black and chrome toggle switches to access main functions of the vehicle	●	●	●	●
Piano' keys: Gloss black and chrome toggle switches to access main functions of the vehicle and touchscreen functions**	—	○	●	●

For further information visit our website at peugeot.co.uk or contact your local PEUGEOT Retailer

				
	ACTIVE PREMIUM	ALLURE PREMIUM	GT	GT PREMIUM
Roof lining - Light Grey	●	●	—	—
Roof lining - Mistral black	—	—	●	●
Seating: driver and front passenger seat manual adjustment (longitudinal and back rest angle)	●	●	●	●
Seating: driver seat mechanical height adjustment	●	—	—	—
Seating: driver and front passenger seat mechanical height adjustment	—	●	●	●
Seating: -1/3 – 2/3 folding rear seat	●	●	●	●
Seating: driver and front passenger comfort seats	●	●	—	—
Seating: driver and front passenger sport seats	—	—	●	●
Seating: Tri-material 'Pneuma' and 'Rimini' cloth seat trim with orange double stitch detail	●	—	—	—
Seating: Tri-material 'Cozy' leather effect and 'Isabella' cloth seat trim with mint green double stitch detail	—	●	—	—
Seating: Tri-material 'Capy' leather effect and 'Mistral' cloth seat trim with lime green double stitch detail	—	—	●	—
Seating: Tri-material Mistral Alcantara® and 'Mistral' cloth seat trim with lime green stitch detail	—	—	—	●
Seating: Front heated seats (x2)	—	○	●	○
Seating: Nappa full grain leather seat trim with 'Tramontane' double stitch detail, Driver seat multi-way electric adjustment (includes electric lumbar adjustment), Driver seat multi-point massage function (not available on Electric) - Includes Heated Front Driver and Passenger Seats on GT Premium.	—	—	○	○
Modular boot floor	●	●	●	●

**Linked to 10" capacitive colour touchscreen.

PEUGEOT 2008

EQUIPMENT (4/5)

- KEY:**
- STANDARD
 - OPTIONAL
 - UNAVAILABLE



IN-CAR ENTERTAINMENT				
Bluetooth® telephone facility	●	●	●	●
PEUGEOT Connected 3D Navigation, includes 3 year subscription to Connected Navigation Pack services, including Real Time Traffic and Speedcam*^	○	○	●	●
DAB Radio (Digital Audio Broadcasting)	●	●	●	●
Mirror Screen®: (Apple CarPlay™ , Android Auto and MirrorLink®)	●	●	●	●
Smartphone docking station	●	●	●	●
Smartphone charging plate	—	—	●	●
FOCAL® Premium HiFi speaker system (Petrol/Diesel versions)	—	—	○	○
USB Socket (x1) front	●	—	—	—
USB Socket (x2) front including 1 USB-C	●*	●	●	●
USB Socket (x2) rear	●*	●	●	●
Voice recognition (radio, navigation and telephony features)	●	●	●	●
6-Speaker radio, MP3 compatible	●	●	●	●
12 V socket	●	●	●	●

For further information visit our website at [peugeot.co.uk](https://www.peugeot.co.uk) or contact your local PEUGEOT Retailer



LIGHTING AND VISIBILITY				
ECO LED headlights	●	●	—	—
Full LED headlights with Smartbeam Assist	—	—	●	●
Front fog lights	○	○	●	●
LED daytime running lights with distinctive 'Tooth' design	●	●	—	—
LED daytime running lights: 3-Claw Headlight with distinctive 'Tooth' design	—	—	●	●
LED side indicator lights integrated into door mirrors	—	—	●	●
Rear numberplate lights (x2)	●	●	●	●
Rear full LED 3D PEUGEOT signature 'Claw Effect' lights (with daylight function)	●	●	●	●
Rear reversing lights	●	●	●	●
Visibility pack: automatic lights	●	●	●	●
Visibility pack: automatic windscreen wipers	●	●	●	●
Visibility pack: 'follow me home' headlights	●	●	●	●

*Available on Electric versions only.
^Subject to subscription – after you have taken delivery of your vehicle, please subscribe on: <https://services-store.peugeot.co.uk>

PEUGEOT 2008
EQUIPMENT (5/5)

- KEY:
- STANDARD
 - OPTIONAL
 - UNAVAILABLE



EXTERIOR FEATURES	ACTIVE PREMIUM	ALLURE PREMIUM	GT	GT PREMIUM
Body-colour exterior door handles	●	●	●	●
Door mirror covers: Black Diamond	●	●	●	●
Gloss black B-pillar	●	●	●	●
Gloss black window surround	—	—	●	●
Wheel arch extensions	●	●	●	●
Gloss black rear cluster connecting strip	●	●	●	●
GT model designation badging on tailgate	—	—	●	●
Model designation badges front and rear	●	●	●	●
Radiator grille: Chrome chequered	—	●	—	—
Radiator grille: Dark chrome chequered and gloss black edge trim	—	—	●	●
Radiator grille: Black top edge trim (Petrol / Diesel)	●	—	—	—
Radiator grille: Gloss black top edge trim (Petrol / Diesel)	—	●	●	●
Radiator grille: Colour coded top edge trim (Electric versions)	●	●	●	●

For further information visit our website at peugeot.co.uk or contact your local PEUGEOT Retailer



	ACTIVE PREMIUM	ALLURE PREMIUM	GT	GT PREMIUM
Front bumper: Black lower trim	●	—	—	—
Front bumper: Silver lower trim	—	●	●	●
Front wing trim: black (Petrol and Diesel versions)	●	—	—	—
Front wing trim: black with gloss black detail (Petrol versions)	—	●	●	●
Front wing trim: black with gloss black detail and GT badging (Petrol versions)	—	—	●	●
Front wing trim: black with gloss black detail and 'e' monogram (Electric versions)	●	●	●	●
Exhaust pipe: Single chrome (1.2L PureTech 130 S&S 6-Speed Manual only)	—	—	●	—
Exhaust pipe: Dual chrome (Single left and single right) - PureTech 130 EAT8 & PureTech 155 EAT8 engines only	—	●	●	●
Diamond Black roof	—	—	●	●
Colour coded roof	●	●	—	—
Colour coded rear spoiler	●	●	—	—
Diamond black rear spoiler	—	—	●	●
Gloss black roof rails	—	●	●	●
16" Alloy wheels	●	—	—	—
17" Diamond cut alloy wheels	—	●	●	—
18" Diamond cut alloy wheels	—	—	—	●

PEUGEOT 2008

CHOOSE YOUR PAINT

For further information visit our website at peugeot.co.uk or contact your local PEUGEOT Retailer

KEY: ● STANDARD ○ OPTIONAL — UNAVAILABLE

		ACTIVE PREMIUM		ALLURE PREMIUM		GT		GT PREMIUM	
		2008	e-2008	2008	e-2008	2008	e-2008	2008 SUV	e-2008
SOLID PAINT									
Bianca White	P0WP	○	—	○	—	—	—	—	—
METALLIC PAINT									
Orange Fusion	M02S	●	●	●	●	●	●	●	●
Cumulus Grey	M0F4	○	○	○	○	○	○	○	○
Nera Black	M09V	○	○	○	○	○	○	○	○
Nimbus Grey	M0VL	○	—	○	—	○	—	○	—
SIGNATURE / PEARLESCENT PAINT									
Elixir Red	M5VH	○	○	○	○	○	○	○	○
Vertigo Blue	M6SM	○	○	○	○	○	○	○	○
Pearlescent White	M6N9	○	○	○	○	○	○	○	○
BLACK DIAMOND ROOF									
Nera Black	JD04	—	—	—	—	●	●	●	●



Bianca White



Orange Fusion



Cumulus Grey



Nera Black



Nimbus Grey



Elixir Red



Vertigo Blue



Pearlescent White

PEUGEOT 2008

CHOOSE YOUR UPHOLSTERY OPTIONS

For further information visit our website at peugeot.co.uk or contact your local PEUGEOT Retailer

	ACTIVE PREMIUM	ALLURE PREMIUM	GT		GT PREMIUM	
UPHOLSTERY OPTIONS						
Upholstery	Tri-material 'Pneuma' and 'Rimini' cloth seat trim	Tri-material 'Cozy' leather effect and 'Isabella' Mistral cloth seat trim	Tri-material 'Capy' leather effect and 'Isabella' cloth seat trim	Nappa Mistral full grain leather seat trim	Tri-material mistral Alcantara® and cloth seat trim	Nappa Mistral full grain leather seat trim
Trim code	A5FX	A6FX	A7FX	4HFX	D7FX	4HFX
Top-stitching	Orange	Mint Green	Lime Green	Tramontane Grey	Lime Green	Tramontane Grey
Seat trim availability	●	●	●	○ (excluding e-2008)	●	○ (excluding e-2008)



ACTIVE PREMIUM - A5FX



ALLURE PREMIUM - A6FX



GT - A7FX



GT PREMIUM - D7FX



GT & GT PREMIUM - 4HFX

PEUGEOT 2008

WHEELS

For further information visit our website at peugeot.co.uk or contact your local PEUGEOT Retailer

KEY: ● STANDARD ○ OPTIONAL — UNAVAILABLE

	ACTIVE PREMIUM	ALLURE PREMIUM	GT	GT PREMIUM
WHEEL DESCRIPTION				
16" 'ELBORN' Alloy Wheels Anthracite Grey	●	—	—	—
17" 'SALAMANCA' Alloy Wheels Diamond Cut	—	●	●	—
18" 'BUND' Alloy Wheels Diamond Cut / Storm Grey	—	—	—	● (Petrol Versions only)
18" 'EVISSA' Alloy Wheels Diamond Cut / Black Mist	—	—	—	●/○ (Standard on Electric / Optional on Petrol versions)



16" 'ELBORN' alloy wheels
'Anthracite Grey'



17" 'SALAMANCA' diamond cut
alloy wheels



18" 'BUND' diamond cut
alloy wheels 'Storm Grey'



18" 'EVISSA' diamond cut
alloy wheels 'Black Mist'

PEUGEOT 2008

TECHNICAL SPECIFICATION – PETROL/DIESEL (1/2)

For further information visit our website at peugeot.co.uk or contact your local PEUGEOT Retailer

KEY: ● STANDARD — UNAVAILABLE	PETROL				DIESEL
	1.2L PureTech 100 S&S 6-speed manual	1.2L PureTech 130 S&S 6-speed manual	1.2L PureTech 130 EAT8 S&S 8-speed automatic	1.2L PureTech 155 EAT8 S&S 8-speed automatic	1.5L BlueHDi 110 6-speed manual
DRIVETRAIN					
Fuel type	Petrol	Petrol	Petrol	Petrol	Diesel
Stop and Start functionality	●	●	●	●	●
Cubic capacity (cc)	1199	1199	1199	1199	1499
Maximum power hp (Kw)	101 (74) @ 5500	131 (96) @ 5500	131 (96) @ 5500	155 (114) @ 5500	110 (81) @ 3750
Maximum torque lb/ft (Nm)	151 (205) @ 1750	170 (230) @ 1750	170 (230) @ 1750	177 (240) @ 1750	184 (250) @ 1750
6-speed manual	●	●	—	—	●
8-speed automatic	—	—	●	●	—
BRAKES					
Front and rear discs	●	●	●	●	●
SUSPENSIONS AND TYRES					
Front suspension	Pseudo MacPherson	Pseudo MacPherson	Pseudo MacPherson	Pseudo MacPherson	Pseudo MacPherson
Rear suspension	De-formable Crossmember	De-formable Crossmember	De-formable Crossmember	De-formable Crossmember	De-formable Crossmember
Size – 16" tyres	215/65 R16 H	—	215/65 R16 H	—	215/65 R16 H
Size – 17" tyres	—	215/60 R17 H	215/60 R17 H	—	215/60 R17 H
Size – 18" tyres	—	215/55 R18 V	215/55 R18 V	215/55 R18 V	—
REGULATED EMISSIONS					
Carbon monoxide (mg/km)	341	368.9	261.1	502.6	57.9
Total hydrocarbons (mg/km)	28.3	26.2	19.7	27.2	—
Nitrogen Oxides (mg/km)	23.0	18.4	25.9	34.3	46
Total Hydrocarbons + Nitrogen Oxides (mg/km)	—	—	—	—	52.1
Particulate Matter (mg/km)	0.62	0.35	0.74	0.52	0.52



PEUGEOT 2008

TECHNICAL SPECIFICATION – PETROL/DIESEL (2/2)

For further information visit our website at peugeot.co.uk or contact your local PEUGEOT Retailer

KEY:
— UNAVAILABLE

	PETROL				DIESEL
	1.2L PureTech 100 S&S 6-speed manual	1.2L PureTech 130 S&S 6-speed manual	1.2L PureTech 130 EAT8 S&S 8-speed automatic	1.2L PureTech 155 EAT8 S&S 8-speed automatic	1.5L BlueHDi 110 6-speed manual
PERFORMANCE					
Maximum speed (mph)	115	122	122	129	112
Acceleration 0-62 mph driver only (sec)	10.9	8.9	9.1	8.2	10.5
FUEL CONSUMPTION INFORMATION (WLTP V. Low / V. HighFuel Consumption)					
Fuel Consumption: Low MPG (litres/100km).^	41.9 - 44.1 (6.4 - 6.7)	40.3 - 45.0 (6.3 - 7.0)	35.5 - 38.3 (7.4 - 8.0)	33.7 - 36.1 (7.8 - 8.4)	56.1 - 60.1 (4.7 - 5.0)
Fuel Consumption: Medium MPG (litres/100km).^	50.3 - 55.5 (5.1 - 5.6)	48.2 - 54.9 (5.1 - 5.9)	45.4 - 49.2 (5.7 - 6.2)	43.3 - 47.2 (6.0 - 6.5)	62.9 - 70.8 (4.0 - 4.5)
Fuel Consumption: High MPG (litres/100km).^	53.2 - 61.3 (4.6 - 5.3)	51.7 - 60.4 (4.7 - 5.5)	50.6 - 56.7 (5.0 - 5.6)	48.7 - 55.2 (5.1 - 5.8)	65.4 - 76.0 (3.7 - 4.3)
Fuel Consumption: Extra-High MPG (litres/100km).^*	41.9 - 48.7 (5.8 - 6.7)	41.2 - 49.0 (5.8 - 6.9)	40.0 - 46.4 (6.1 - 7.1)	39.4 - 45.0 (6.3 - 7.2)	50.1 - 58.6 (4.8 - 5.6)
Fuel Consumption: Combined MPG (litres/100km).^*	46.5 - 52.6 (5.4 - 6.1)	45.2 - 52.6 (5.4 - 6.2)	43.1 - 48.3 (5.8 - 6.6)	41.7 - 46.6 (6.1 - 6.8)	57.4 - 65.7 (4.3 - 4.9)
WLTP Carbon Dioxide (CO ₂) emissions Combined (g/km)**	121 -137	121 - 141	132 -148	137 -153	113 - 129
VEHICLE WEIGHT INFORMATION (KG)					
Gross vehicle weight	1710	1715	1740	1748	1730
Mass in service	1324	1328	1338	1344	1341
Kerb weight	1188	1192	1205	1205	1205
Gross train weight	2910	2915	2940	2948	2930
Maximum braked trailer weight	1200	1200	1200	1200	1200
Maximum tow ball weight	61	61	61	61	61
INSURANCE GROUPS					
Active Premium	13E	—	—	—	15E
Allure Premuim	14E	18E	18E	—	15E
GT	—	19E	19E	—	—
GT Premuim	—	—	19E	23E	—

The fuel consumption or electric range achieved, and CO2 produced (where applicable), in real world conditions will depend upon a number of factors including, but not limited to: the accessories fitted (pre and post registration); the starting charge of the battery; variations in weather; driving styles and vehicle load. The WLTP (Worldwide Harmonised Light Vehicles Test Procedure) is used to measure fuel consumption, electric range and CO2 figures.

Figures shown are for comparison purposes and should only be compared to the fuel consumption, electric range and CO2 values of other cars tested to the same technical standard.

^ ‘LOW’: Low speed city driving, representative of city centre driving, maximum 35mph.

^^ ‘MEDIUM’: Medium speed town driving, representative of town or suburban driving, maximum 50mph.

^^^ ‘HIGH’: High speed rural driving, representative of A-road or dual carriageway driving, maximum 60mph.

^* ‘EXTRA HIGH’: Extra High speed motorway driving, representative of a typical European motorway, maximum 81mph.

^^^ ‘COMBINED’: A mixed journey average of all elements

Figures quoted reflect a range of configurations (including non-UK market vehicles) and are subject to changes resulting from ongoing product development, range evolutions, testing and evaluations.

PEUGEOT 2008

TECHNICAL SPECIFICATION – ELECTRIC (1/2)

For further information visit our website at [peugeot.co.uk](https://www.peugeot.co.uk) or contact your local PEUGEOT Retailer

- KEY:
- STANDARD
 - UNAVAILABLE

	ELECTRIC
	Electric 50 kWh 136
ELECTRIC MOTOR	
Maximum power hp (kW)	136 (100)
Maximum torque lb/ft (Nm)	192 (260) @ 300-3674
Battery Capacity (kWh) / Battery power (kW)	50 / 100
Battery Warranty	8 year traction battery warranty
Electric Range WLTP (miles)	191 - 206
Charging Time from 0 to 100% - Standard cable (Mode 3 Type 2)	7h 30min
Charging Time from 0 to 100% - Optional 11kW on board charger	4h 45min
On Board Charger (kW)	7.4
TRANSMISSION	
Type	Automatic
Number of gears	One
SUSPENSIONS AND TYRES	
Front suspension	Pseudo MacPherson
Rear suspension	Panhard bar rear train
Size - 16" tyres	215/65 R16
Size - 17" tyres	215/60 R17
Size - 18" tyres	215/55 R18
BRAKES	
Front and rear discs	●
PERFORMANCE	
Maximum speed (mph)	93 (Sport Mode)
Acceleration 0-62 mph driver only (sec)	9.0



PEUGEOT 2008

TECHNICAL SPECIFICATION – ELECTRIC (2/2)

For further information visit our website at peugeot.co.uk or contact your local PEUGEOT Retailer

KEY: ○ STANDARD — UNAVAILABLE	ELECTRIC	
	Electric 50 kWh 136	
REGULATED EMISSIONS		
Carbon monoxide (mg/km)	—	
Total hydrocarbons (mg/km)	—	
Nitrogen Oxides (mg/km)	—	
Total Hydrocarbons + Nitrogen Oxides (mg/km)	—	
Particulate Matter (mg/km)	—	
Carbon Dioxide (CO ₂) emissions Combined (g/km)**	○	
VEHICLE WEIGHT INFORMATION (KG)		
Gross vehicle weight	2030	
Mass in service	1663	
Kerb weight	1548	
Gross train weight	—	
Maximum braked trailer weight	—	
Maximum tow ball weight	—	
SERVICE SCHEDULE		
	Initial operation 8,000 miles / 1 Year, first scheduled service 16,000 miles / 2 Years, then every 16,000 miles / 2 Years thereafter	
INSURANCE CODES		
Active Premium	25E	
Allure Premium	25E	
GT	26E	
GT Premium	27E	

The fuel consumption or electric range achieved, and CO2 produced (where applicable), in real world conditions will depend upon a number of factors including, but not limited to: the accessories fitted (pre and post registration); the starting charge of the battery; variations in weather; driving styles and vehicle load. The WLTP (Worldwide Harmonised Light Vehicles Test Procedure) is used to measure fuel consumption, electric range and CO2 figures.

Figures shown are for comparison purposes and should only be compared to the fuel consumption, electric range and CO2 values of other cars tested to the same technical standard.

^ ‘LOW’: Low speed city driving, representative of city centre driving, maximum 35mph.

^^ ‘MEDIUM’: Medium speed town driving, representative of town or suburban driving, maximum 50mph.

^^^ ‘HIGH’: High speed rural driving, representative of A-road or dual carriageway driving, maximum 60mph.

^* ‘EXTRA HIGH’: Extra High speed motorway driving, representative of a typical European motorway, maximum 81mph.

^^^* ‘COMBINED’: A mixed journey average of all elements

Figures quoted reflect a range of configurations (including non-UK market vehicles) and are subject to changes resulting from ongoing product development, range evolutions, testing and evaluations.

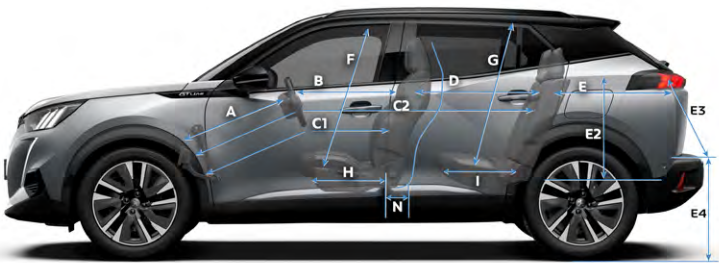


PEUGEOT 2008


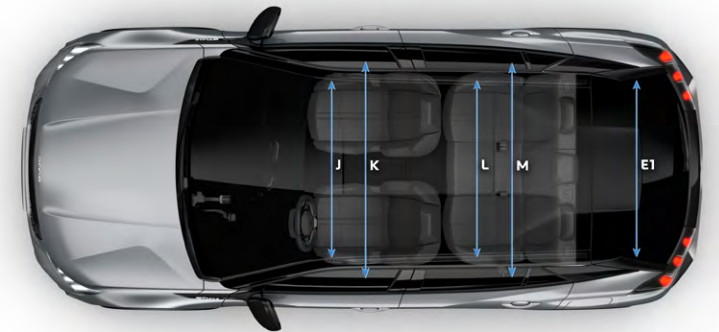
DIMENSIONS

For further information visit our website at peugeot.co.uk or contact your local PEUGEOT Retailer

EXTERNAL DIMENSIONS	
Length (mm)	4300
Width (mm)	1770
Height (mm)	1550
Wheelbase (mm)	2605
Front / rear overhang (mm)	870 / 825
Front / rear track width (mm)	1540
Turning Circle	10.4
EXTERNAL DIMENSIONS FOR PARKING	
Width with front / rear doors open (mm)	3602 / 3074
Width with door mirrors open / folded (mm)	1987 / 1815
INTERNAL DIMENSIONS	
Number of seats	5
Front / rear elbow room (mm)	1408/1378
Front / rear shoulder room (mm)	1370/1317
Front / rear head room (mm)*	906/906
BOOT, STORAGE & FUEL TANK	
Length with rear seat back up (mm)	791
Width between wheel housings (mm)	1014
Min. boot volume - below shelf (litres)	434
Max. boot volume - rear seats folded flat, loaded to roof (litres)	1467
Fuel Tank Capacity (litres)	41 BlueHDi 44 PureTech



A	704
B	649
C1	884
C2	1756
D	872
E	791
E1	1014
E2	545
E3	819
E4	700 / 709
F	906
G	889
H	385,2
I	446
J	1408
K	1370
L	1378
M	1317
N	238,5



*Value with optional panoramic glass roof.

PEUGEOT 2008

SERVICE CONTRACTS

PEUGEOT OFFER TWO LEVELS OF SERVICE PLAN CONTRACTS

What’s included:

- PEUGEOT Service Plans offer complete assurance that all your servicing costs will be completely covered for the duration of the plan
- We offer PEUGEOT Service Plans for up to five years with many mileage options
- One-off up front or monthly direct debit payment options available
- All packages are affordable and inflation proof, which means they will remain at a fixed cost for the duration of the plan

Monthly price examples*:

2008

36 Months / 30,000 Miles	48 Months / 40,000 Miles	60 Months / 50,000 Miles
£14.40 per month	£18.55 per month	£19.25 per month

e-2008

36 Months / 30,000 Miles	48 Months / 40,000 Miles	60 Months / 50,000 Miles
£8.86 per month	£13.07 per month	£13.57 per month

*Price examples based on an annual mileage of 10,000 per annum.

A PEUGEOT Service Plan can be purchased up to 12 months after registration date. The prices quoted above are indicative, for a bespoke quote please contact your local PEUGEOT Retailer. If the plan is taken out after the date of registration an additional payment will be required to cover this starting period.

Any normal wear and tear maintenance work such as replacement of tyres, brake pads, brake discs, clutches, shock absorbers, wipers, batteries, bulbs, silencer, exhausts and windscreens are excluded. Servicing must be carried out by a PEUGEOT Authorised Repairer in the UK. PEUGEOT Motor Company reserve the right to change, amend or withdraw this product at any time.

For further information visit our website at peugeot.co.uk or contact your local PEUGEOT Retailer

EXTENDED PEUGEOT ASSISTANCE*

What’s included: Extension of your PEUGEOT Assistance Cover:

- Offers you the opportunity to extend PEUGEOT Assistance up to a further two years

Cover includes:

- PEUGEOT Assistance from Home
- PEUGEOT Roadside Assistance
- PEUGEOT Recovery
- PEUGEOT Onward Travel
- PEUGEOT European Cover

*Excludes non-vehicle induced faults.



TO FIND OUT ABOUT EXTENDING
YOUR PEUGEOT ASSISTANCE COVER
CALL 0800 294 0294

HOW DOES THE PROCESS WORK?


All PEUGEOT models equipped with BlueHDi engine technology are fitted with SCR technology (Selective Catalytic Reduction) and particulate filtration to treat exhaust gases.

The process specifically targets the pollutants of diesel combustion, removing hydrocarbons and carbon monoxide, reducing nitrogen oxides by up to 90% and eliminating 99.9% of particulates.

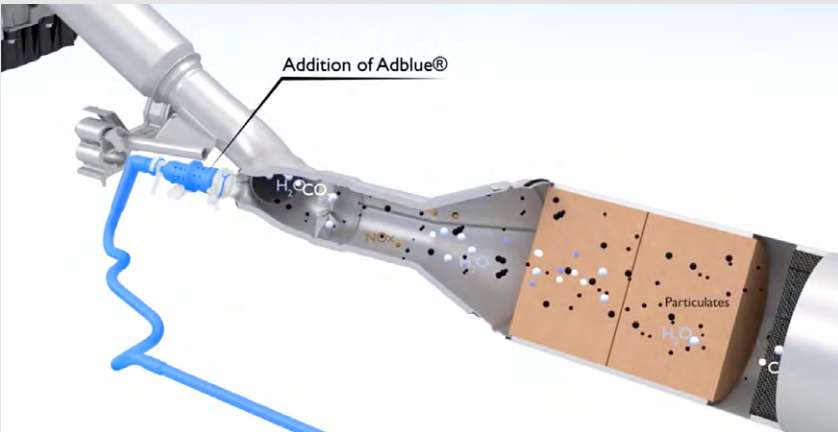
To allow treatment of nitrogen oxides (NOx) emissions, PEUGEOT passenger cars powered by BlueHDi engine technology are fitted with a separate AdBlue® tank to hold the solution. In most instances this tank is around 17 litres in size . AdBlue® like fuel and screenwash is treated as a consumable and must be kept regularly topped up. Various factors can affect consumption of AdBlue® including but not limited to driving style, weight carried in the vehicle and environmental factors.

PEUGEOT MODEL	ADBLUE® TANK SIZE	TANK LOCATION	TOP UP REQUIRED
2008	17 LITRES	DRIVERS SIDE, UNDER FUEL FILLER CAP	AROUND 3,500 MILES/ AFTER 7 FUEL FILL-UPS

THIS OCCURS DURING A THREE STAGE PROCESS



Stage One
The oxidation catalytic converter eliminates the hydrocarbons (HC) and the carbon monoxide (CO), transforming them into water (H2O) and carbon dioxide (CO2)



Stage Two
The SCR (Selective Catalytic Reduction) transforms the nitrogen oxides (NOx) into water (H2O) and nitrogen (N2), which is the main constituent of air (78%), due to the addition of AdBlue® (mixture of urea and water)



Stage Three
The Particulate Emission Filter eliminates 99.9% of the particulates by number, leaving just harmless water (H2O) and nitrogen (N2) gases to be emitted from the exhaust

PEUGEOT 2008

ADBLUE®

TOPPING UP ADBLUE®

To prevent your PEUGEOT running out of the AdBlue® additive the car is fitted with a low level detection facility, just as would be the case with fuel. A series of notifications are available but where the AdBlue® range exceeds 1,500 miles (2,400 km), no information range is automatically displayed.



Remaining range between 1,500 and 500 miles (2,400 and 800 km)

When switching on the ignition, the orange warning lamp (as shown on the left) comes on for about thirty seconds, accompanied by the display of a message (Top up AdBlue: Starting prevented in x miles/km) indicating the remaining range expressed in miles or kilometres. The reserve level has been reached; it is recommended that you top up as soon as possible.

Remaining range between 500 and 62 miles (800 and 100 km)

When switching on the ignition, this warning lamp comes on, accompanied by an audible signal (1 beep) and the display of a message (e.g. Top up AdBlue: Starting impossible in x miles) indicating the remaining range expressed in miles or kilometres. When driving, the audible signal and the message display are triggered every 62 miles (100 km) until the level is topped up.

It is essential to top up as soon as possible and before the tank is completely empty; otherwise it will not be possible to restart the engine after the next stop the engine after the next stop.



Remaining range less than 62 miles (100 km)

When driving, the audible signal and the message display are triggered every 6 miles (10 km) until the AdBlue tank is topped up. It is essential to top up as soon as possible and before the tank is completely empty; otherwise it will not be possible to restart the engine after the next stop.

For further information visit our website at peugeot.co.uk or contact your local PEUGEOT Retailer



IMPORTANT POINTS

- If your vehicle’s AdBlue® tank is completely empty – which is confirmed by the alert messages and the impossibility of starting the engine – you must add at least 5 litres of AdBlue® solution
- Never pour AdBlue® into the Diesel fuel tank
- If any AdBlue® is splashed, or if there are any spillages on the side of the body, rinse immediately with cold water or wipe with a damp cloth
- If the fluid has crystallised, clean it off using a sponge and hot water
- Keep AdBlue® out of the reach of children, in its original container
- Never store AdBlue® containers in your vehicle
- Use only AdBlue® fluid that meets the ISO 22241 standard
- Never transfer AdBlue® to another container: it would lose its purity
- Never dilute AdBlue® with water
- Important: in the event of a top-up after an AdBlue® breakdown, you must wait about five minutes before switching on the ignition, without opening the driver’s door, unlocking the vehicle or bringing the electronic key into the passenger compartment

PEUGEOT 2008

FURTHER INFORMATION

For further information visit our website at peugeot.co.uk or contact your local PEUGEOT Retailer

MANUFACTURERS RECOMMENDED RETAIL PRICE ON THE ROAD (INCLUDES THE FOLLOWING FROM APRIL 2021)												
TAX BAND	CO ₂ (g/km)	FIRST YEAR VED	FIRST YEAR VED DIESEL CARS*	FIRST YEAR VED ALTERNATIVE FUEL	ANNUAL TAX PETROL & DIESEL	ANNUAL TAX ALTERNATIVE FUEL	FIRST REG FEE	DELIVERY CHARGE	VAT @ 20% ON DELIVERY	TOTAL OTR COSTS	TOTAL OTR COSTS DIESEL CARS*	TOTAL OTR COSTS ALTERNATIVE FUEL
A	0	£0.00	£0.00	£0.00	£0.00	£0.00	£55.00	£595.83	£119.17	£770.00	£770.00	£770.00
B	1-50	£10.00	£25.00	£0.00	£155.00	£145.00	£55.00	£595.83	£119.17	£780.00	£795.00	£770.00
C	51-75	£25.00	£115.00	£15.00	£155.00	£145.00	£55.00	£595.83	£119.17	£795.00	£885.00	£785.00
D	76-90	£115.00	£140.00	£105.00	£155.00	£145.00	£55.00	£595.83	£119.17	£885.00	£910.00	£875.00
E	91-100	£140.00	£160.00	£130.00	£155.00	£145.00	£55.00	£595.83	£119.17	£910.00	£930.00	£900.00
F	101-110	£160.00	£180.00	£150.00	£155.00	£145.00	£55.00	£595.83	£119.17	£930.00	£950.00	£920.00
G	111-130	£180.00	£220.00	£170.00	£155.00	£145.00	£55.00	£595.83	£119.17	£950.00	£990.00	£940.00
H	131-150	£220.00	£555.00	£210.00	£155.00	£145.00	£55.00	£595.83	£119.17	£990.00	£1,325.00	£980.00
I	151-170	£555.00	£895.00	£545.00	£155.00	£145.00	£55.00	£595.83	£119.17	£1,325.00	£1,665.00	£1,315.00
J	171-190	£895.00	£1,345.00	£885.00	£155.00	£145.00	£55.00	£595.83	£119.17	£1,665.00	£2,115.00	£1,655.00
K	191-225	£1,345.00	£1,910.00	£1,335.00	£155.00	£145.00	£55.00	£595.83	£119.17	£2,115.00	£2,680.00	£2,105.00
L	226-255	£1,910.00	£2,245.00	£1,900.00	£155.00	£145.00	£55.00	£595.83	£119.17	£2,680.00	£3,015.00	£2,670.00
M	OVER 255	£2,245.00	£2,245.00	£2,235.00	£155.00	£145.00	£55.00	£595.83	£119.17	£3,015.00	£3,015.00	£3,005.00

*Applies to diesel vehicles that do not meet the real driving emissions step 2 (RDE2) standard. VAT is calculated at 20%. VAT is not applicable to cars sold in the Channel Islands.
Cars with a list price of over £40,000 at first registration will pay an additional rate of £335 per year on top of annual tax 'standard rate', for five years from the start of the second licence, before returning to the rates listed above. This supplement does not apply to electric vehicles.

PEUGEOT 3 YEARS OF WARRANTY

All vehicles first registered in the UK and purchased from a UK PEUGEOT Retailer benefit from a PEUGEOT 2 year unlimited mileage manufacturer’s warranty and a free optional additional 1 year of warranty provided by the PEUGEOT Retailer Network in the UK.

Full details are available at: www.peugeot.co.uk

PEUGEOT ASSISTANCE

All new PEUGEOTs come with PEUGEOT Assistance, our breakdown assistance service.

PEUGEOT Assistance is available every minute of the day and night; 365 days of the year, for you and anyone else driving your PEUGEOT with your permission.

Full details are available at www.peugeot.co.uk

All information and prices correct at time of publication, but are subject to change at any time without prior notice (which may occur as a result of matters including, but not limited to, any changes in legislation and/or any changes by the government).

It is our policy to continually improve our vehicles in every way. To avoid any misunderstandings you are advised to check with your PEUGEOT Retailer the prices, specification (including colour), equipment, accessories and equipment relating to any PEUGEOT vehicle and the exact cost and availability prior to ordering.

Where a feature is described as an option in this publication it should be assumed that it is at extra cost unless specifically stated otherwise.

Issued by Sales and Marketing, PEUGEOT Motor Company PLC, Pinley House, Sunbeam Way, Coventry CV3 1ND.

PEUGEOT 2008

EXPLORE THE RANGE



2008

Join us:

All information and prices correct at time of publication, but are subject to change at any time without prior notice (which may occur as a result of matters including, but not limited to, any changes in legislation and/or any changes by the government). It is our policy to continually improve our vehicles in every way. To avoid any misunderstandings you are advised to check with your PEUGEOT Retailer the prices, specification (including colour), equipment, accessories and equipment relating to any PEUGEOT vehicle and the exact cost and availability prior to ordering. Where a feature is described as an option in this publication it should be assumed that it is at extra cost unless specifically stated otherwise.

Issued by Sales and Marketing, PEUGEOT Motor Company PLC, Pinley House, Sunbeam Way, Coventry CV3 1ND.

For further information visit our website at peugeot.co.uk or contact your local PEUGEOT Retailer

